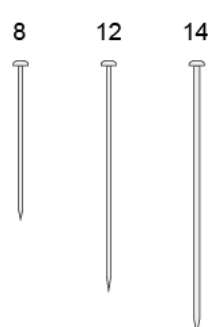




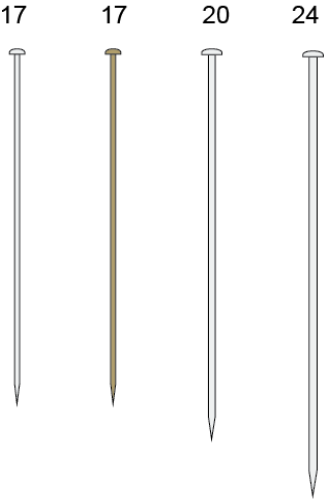







Straight Pin Size Chart

Pin	Pin Type	Metal Type	Size	Diameter	Length	Uses
	Lill	Nickel-Plated Steel & Gold plated	8	0.021" (0.5mm)	1/2" (13mm)	Sequins Beading Craft work
	Pleating (extra fine)	Nickel-Plated Steel	12	0.021" (0.5mm)	3/4" (19mm)	Pleating Quilting Appliqué
	Bead (extra large head)	Nickel-Plated Steel	14	0.030" (0.8mm)	7/8" (22mm)	Beading Quilting
	Patchwork Pins	Steel (often with glass heads)	30	0.020 (0.4mm)	1 1/2" (38mm)	Sheers Delicate fabrics Quilting
	Satin	Stainless Steel	17	0.021"	1 1/16 th "	Sheers

	(extra fine)			(0.5mm)	(27mm)	Silks Delicate Fabrics
	Satin (extra fine)	Nickel-Plated Steel	21	0.021" (0.5mm)	1 5/16 th " (33mm)	Sheers Silks Delicate Fabrics
	Satin (fine)	Nickel-Plated Steel	17	0.0255" (0.7mm)	1 1/16 th " (27mm)	Light weight & delicate fabrics

	Silk (fine)	Nickel-Plated Steel	17	0.0255" (0.7mm)	1 1/16 th " (27mm)	Sheers Silks Delicate Fabrics
	Silk	Nickel-Plated Steel	20	0.030" (0.8mm)	1 1/4" (31.7mm)	Silks Delicate Fabrics
	Dressmaker (medium)	Nickel-Plated Steel	17	0.0285" (0.7zmm)	1 1/16 th " (27mm)	Medium weight fabrics
	Dressmaker (medium)	Brass	17	0.0285" (0.7mm)	1 1/16 th " (27mm)	Medium weight fabrics
	Dressmaker (medium)	Nickel-Plated Steel	20	0.030" (0.8mm)	1 1/4" (31mm)	Light-Medium weight fabrics
	Dressmaker (medium)	Nickel-Plated Steel	24	0.036" (0.9mm)	1 1/2" (38mm)	Heavyweight fabrics

17	20	24	28	32	Bank (heavy)	Nickel-Plated Steel	17	0.036" (0.9mm)	1 1/16 th " (27mm)	Heavy Weight Fabrics
					Bank (heavy)	Nickel-Plated Steel	20	0.036" (0.9mm)	1 ¼" (31mm)	Heavy Weight Fabrics
					Bank (heavy)	Nickel-Plated Steel	24	0.0455" (1.16mm)	1 ½" (38mm)	Heavy Weight Fabrics
					Bank (heavy)	Nickel-Plated Steel	28	0.0455" (1.16mm)	1 ¾" (44mm)	Heavy Weight Fabrics
					Bank (heavy)	Nickel-Plated Steel	32	0.0455" (1.16mm)	2" (51mm)	Heavy Weight Fabrics